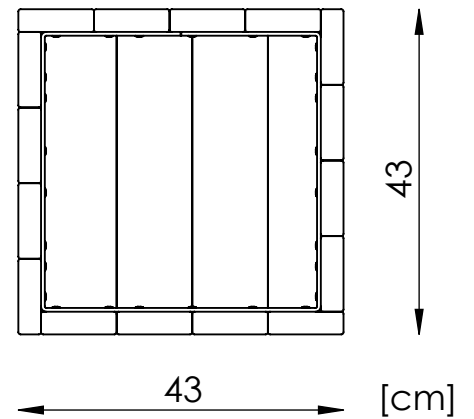
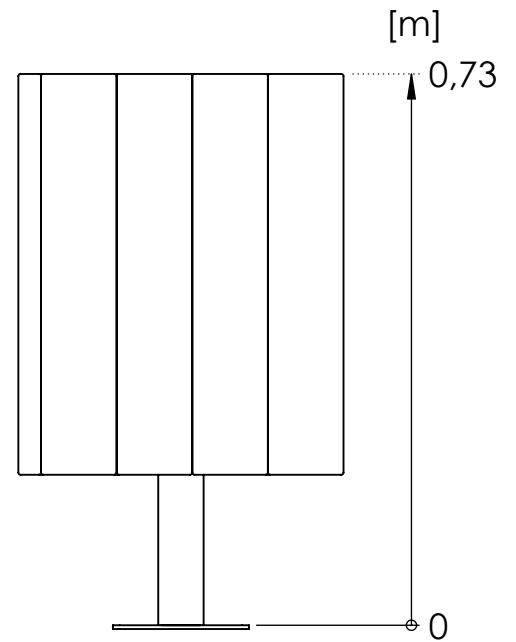



Product Datasheet

Trash bin RE-11



Materials used:

- Construction of refuse bin is made of profile 20x60 mm and 4x40 mm flat bars mm hot dip galvanized.
- Refuse bin housing made of polyethylene (LDPE and HDPE), a mixture of textile fibres (natural and synthetic).
- fasteners: stainless or galvanized screws, self-locking nuts.